



THE GREEN GENERATION OF PEDESTRIAN DOOR AUTOMATIONS

With only Brushless motors in direct drive and extended range power supply
100-240 V (50/60 Hz) Switch Mode technology



THE FIRST ENERGY SAVING AUTOMATIONS THAT REDUCE
ENERGY CONSUMPTION BY OVER 50%



EFFICIENT

Face automations reduce energy consumption by 50%*. This extraordinary result has been achieved by the switch mode technology and by the elimination of the gearbox thanks to the direct connection between the brushless motor and the belt.

SILENT

The configuration without motor gear, the specific design of the profile and of the carriage wheels guarantee the maximum level of silence.

RELIABLE AND WITH LOW MAINTENANCE COSTS

Reliability has been maximized: the motor works at low speed so it is not subject to wear, supercapacitors have a lifespan seven times longer than standard batteries, the encoder is protected inside the motor shell and the motor-gear is simply not present at all.

USER-FRIENDLY AND EASY TO INSTALL

Everything has to be as simple as possible: the mechanical installation, the fixing sensor device, the integrated display, the USB connection for the firmware update, the upload/download of the settings, the configurable terminals and the remote-control system.

EMERGENCY REDUNDANT VERSION


A redundant system with a double winding direct drive motor and an additional emergency card make FACE automations suitable for escape routes, in compliance with EN16005.



Direct drive brushless motor



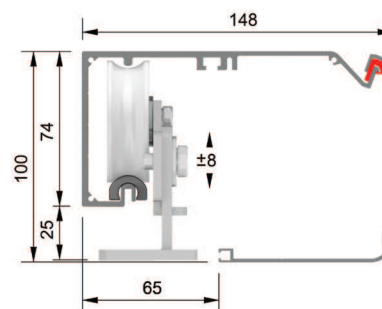

Supercapacitor opening device



Sensor fixing device

*Tests performed comparing a SL5 double-leaf sliding door with a traditional automation with CC brush motor, gear reduction and a traditional transformer.

SLIDING DOOR SL3



COMPACT

SL3 is the most compact automation among **FACE** range, it is equipped with a brushless motor in direct drive and it is suitable to be installed even in case of space constriction.

EASY MAINTENANCE

The configuration without motor-gear makes **SL3** absolutely reliable, minimizing the needs of maintenance. The brushless motor is covered by a 5-year warranty and the automation is tested for 3 million cycles.

A POWERFUL CONTROL

The control includes as standard a wide range of native functions, an integrated display, configurable terminals, a USB port and a remote control interface.

	LIGHT
Dimensions (mm):	100 x 148 x 6600
Max load (kg):	1 leaf: 70 2 leaves: 2 x 50 S3=100% 2 leaves: 2 x 60 S3=80%
Max speed (m/s):	1 leaf: 0.8 2 leaves: 1.6
Service class	continuous operation
Power supply	100 - 240 V 50/60 Hz
Rated power (W)	60
Stand-by (W)	8
Rated load (N)	80
Degree of protection	IP20
Operating temperature (°C)	-15 / +50
Accessory output	12 Vdc (1 A max)
Firmware update	USB standard / Micro SD

SL3 is a very compact automation and it provides **FACE** high standard of performance and quality. It is equipped with a brushless motor and with a powerful control board. SL3 perfectly fits in all the environments thanks to its very compact design.

The brushless motor in direct drive makes the automation silent and increases its lifespan.

